



DIN-Rail Mounting Terminal Board

DIN-Rail Mounting Terminal Board




DN-09-2
Two 9-pin male D-sub connector
Pitch: 5.08 mm
Dimensions: 103 mm x 86 mm




DN-20
Two 20-pin header
Pitch: 5.08 mm
Dimensions: 147 mm x 75 mm



DN-20-381
Two 20-pin header
Pitch: 3.81 mm
Dimensions: 103 mm x 86 mm




DN-25
One 9-pin D-sub connector
One 25-pin D-sub connector
Pitch: 5.08 mm
Dimensions: 147 mm x 75 mm




DN-37
Two 37-pin D-sub connector (One for expansion)
Pitch: 5.08mm
Dimensions: 147 mm x 75 mm




DN-37-381
One 37-pin D-sub Connector
Pitch: 5.08 mm
Dimensions: 103 mm x 86 mm



DN-50
One 50-pin header
Pitch: 5.08 mm
Dimensions: 147 mm x 75 mm



DN-50-381
One 50-pin header
Pitch: 3.81 mm
Dimensions: 103 mm x 86 mm



DN-68
One 68-pin SCSI- II connector
Pitch: 3.81 mm
Dimensions: 103 mm x 86 mm

Common Features:

I/O connector block with DIN-Rail mounting, pin to pin screw terminal for I/O connected

Ordering Information

Standard

- DN-09-02:** DIN-rail mounting terminal board for PISO-DA2 with two CA-0915 cables, 1.5m
- DN-20:** DIN-rail mounting terminal board with two (Pitch:5.08 mm) CA-2010 cable, 1m
- DN-20-381:** DIN-rail mounting terminal board with two (Pitch:3.81 mm) CA-2010 cable, 1m

Optional

- DN-25:** DIN-rail mounting terminal board with CA-0920 & CA-2520 cable, 2m

- DN-37:** DIN-rail mounting terminal board with CA-3710 cable, 1m
- DN-37-381:** DIN-rail mounting terminal board with CA-3710 cable, 1m
- DN-50:** DIN-rail mounting terminal board with CA-5015 cable, 1.5m
- DN-50-381:** DIN-rail mounting terminal board with CA-5015 cable, 1.5m
- DN-68** DIN-rail mounting terminal board with CA-SCSI15 cable, 1.5m